



Panther Lake ES

Media Center Collection Development Plan
2023-24

Christine Szymanski

[Christine Szymanski \(Oct 3, 2023 16:05 EDT\)](#)

Christine Szymanski
Principal

Cynthia Penney

Cynthia Penney
Certified Educational Media Specialist

Table of Contents

| | |
|--|-----------|
| Table of Contents | 2 |
| Executive Summary | 3 |
| District Strategic Plan 2025 | 3 |
| School Collection Development Plan | 3 |
| School Assessment Analysis | 4 |
| Collection Analysis | 5 |
| Collection Analysis by Category | 6 |
| Notes | 6 |
| Representation Analysis | 7 |
| Results | 7 |
| Strategic Focus | 8 |
| Budget and Purchasing Plan | 9 |
| Annual Budget 2023-2024 | 9 |
| Purchasing Plan 2023-2024 | 9 |
| Year-to-Year Collection Change | 10 |

Executive Summary

District Strategic Plan 2025

Orange County Public Schools is the eighth-largest school district in the United States and the fourth largest in Florida. The district serves more than 206,000 students at 202 schools and is one of the largest employers in Central Florida with more than 25,000 team members.

Vision: To ensure every student has a promising and successful future.

Mission: With the support of families and the community, we create enriching and diverse pathways to lead our students to success.

School Collection Development Plan

Panther Lake ES serves 672 students enrolled in grades Kindergarten through fifth. The student population's ethnicity is made of 43% Hispanic and 57% Non-Hispanic students. Additionally, we serve a diverse population made up of 83% White, 6% Black, 0% Native, 7% Asian, 0% Pacific, and 3% Multicultural students.

The administration includes Principal Christine Szymanski and Assistant Principal Betsy Shaw. Panther Lake ES is proud to offer the many special programs which provide students with opportunities. These include Champions, Girls on the Run, chorus, Orffestra, golf, tennis, soccer, drama, martial arts, and more.

A thorough analysis of the current media center collection at Panther Lake ES indicates that the average age of the collection is 2018 and the number of books per student is 8. The [American Association for School Libraries](#) has established a criteria for highly effective media centers that includes a ratio of 15-20 books available per student in the collection.

At this time, Panther Lake ES does not meet the recommended standards for the number of books per student.

The analysis of the collection also revealed the following areas of strengths and concerns:

- The average age of our collection is excellent, with 80% of our books being 2018 or newer, which is above county average.
- Our diversity and social emotional learning categories all exceed average, being at 39% and 50% respectively.
- Our items per student is at 7.7 for physical books, and 8 for digital titles, which is an improvement from last year, but still falls short of the AASL recommendation of 15-20, though this is largely due to being a new school.

School Assessment Analysis

The school analysis provides an overview of the school's assessment data for the previous two school years.

| Proficiency Data | | | | | | | |
|------------------------|---------|--|---------|-------------------------|---------|--------------------------------------|---------|
| Assessment | 2021-22 | Assessment | 2022-23 | Assessment | 2021-22 | Assessment | 2022-23 |
| | | Star Early Literacy Proficiency | 66% | | | | |
| | | Star Reading Proficiency | 66% | | | Star Math Proficiency | 75% |
| FSA ELA Grade 3 | --% | FAST ELA Proficiency Grade 3 | 70% | FSA Math Grade 3 | --% | FAST Math Proficiency Grade 3 | 78% |
| FSA ELA Grade 4 | --% | FAST ELA Proficiency Grade 4 | 70% | FSA Math Grade 4 | --% | FAST Math Proficiency Grade 4 | 70% |
| FSA ELA Grade 5 | --% | FAST ELA Proficiency Grade 5 | 70% | FSA Math Grade 5 | --% | FAST Math Proficiency Grade 5 | 76% |
| NGSSS Sci 5 EOC | --% | NGSSS Sci 5 EOC | 73% | | | | |

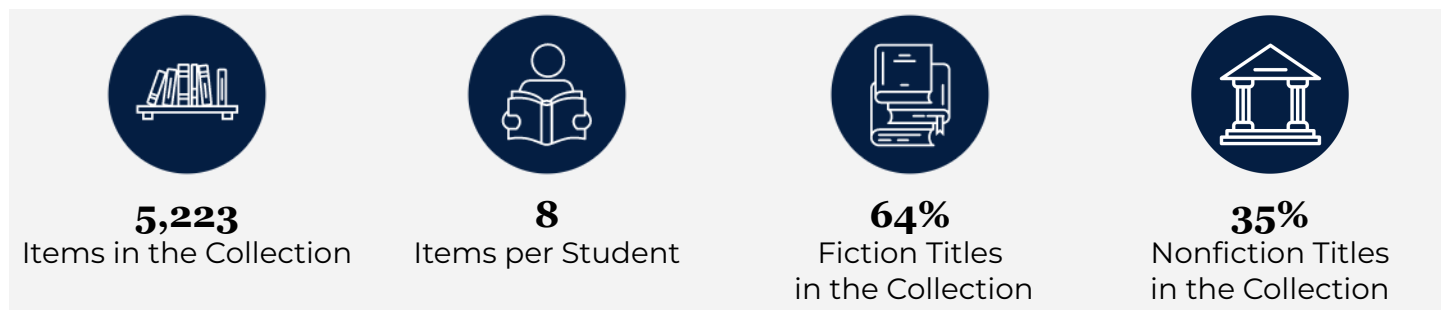
Comparison between 2021-22 and 2022-23 Testing Data

(adapted from <https://www.fldoe.org/accountability/assessments/k-12-student-assessment/results/2023.stml>)

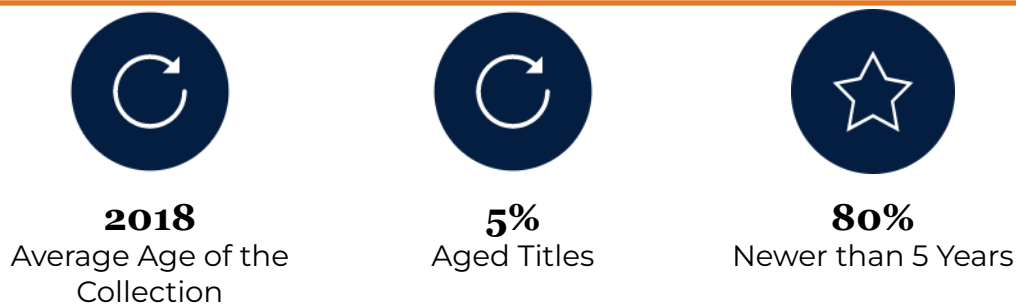
In 2023, the state transitioned from Florida Standards Assessments (FSA) to Florida Assessment of Student Thinking (FAST) for English Language Arts (ELA) and Mathematics. The 2022-23 for FAST and Benchmarks for Excellent Student Thinking (B.E.S.T.) End-of-Course (EOC) assessments are based on **provisional** achievement level cuts that are linked to each assessment's respective 2021-22 reporting scale. Comparisons should not be made between the 2023 data and previous years' data. The implementation of FAST K-2 in the 2022-23 school year was the first administration of statewide assessments for students in grades K-2. These assessments include Star Early Literacy Proficiency, Star Reading Proficiency, and Star Math Proficiency.

Collection Analysis

The collection is developed for and influenced by students, their interests, academic needs and alignment to the curriculum. The data below is a snapshot of the collection based on a Titlewise Analysis from July 2023. Purchasing or weeding after that time is not reflected in this data.



Library media resources are curated to include both recently published works and classics that both rightfully impact the average age of the collection.

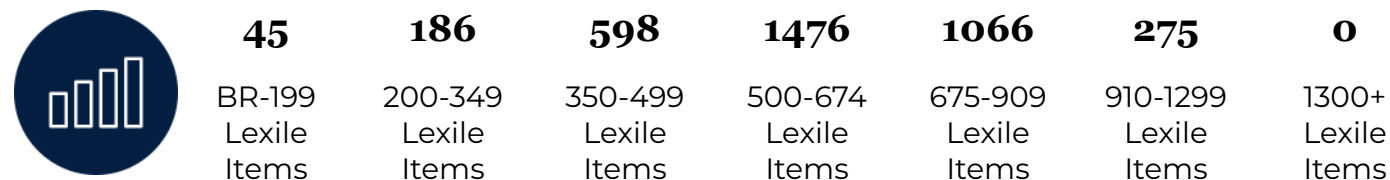


Library media resources should be representative of the school. A commitment to representative literature is reflective of **OCPS values such as equity, inclusion, and respect.**

Social-Emotional Learning (SEL) library media resources can contribute to the **development of character and social-emotional skills**, one of the OCPS's key performance indicators.



Library media resources are distributed across the **Lexile reading level ranges** noted below.



Collection Analysis by Category

The information collected in this section provides a detailed look at the current library collection by classification and genre. The information was gathered from Follett Destiny, the library management system, and Titlewave, the vendor's ordering and analysis tool.

| Section | # of Titles | Average Age |
|---|-------------|-------------|
| Computer Science, Information & General Works | 33 | 2020 |
| Philosophy & Psychology | 80 | 2020 |
| Religion | 17 | 2019 |
| Social Sciences | 275 | 2019 |
| Language | 22 | 2017 |
| Science | 515 | 2020 |
| Technology | 202 | 2020 |
| Arts & Recreation | 123 | 2019 |
| Literature | 50 | 2016 |
| History & Geography | 241 | 2020 |
| Biography | 279 | 2018 |
| Easy | 1580 | 2017 |
| General Fiction | 1583 | 2018 |
| Graphic Novels | 196 | 2019 |

Notes

- The average age of our nonfiction is excellent, at 2019.
- The three areas that need additional materials first are arts/recreation, science, and graphic novels.
- Other areas that need additional materials include religion and language.

Representation Analysis

| Enrollment & Demographic Data | | | | | |
|---|--------------------|---------------------|------------------------|----------------------------|----------------------------|
| 672 2023-24 Student Enrollment as of September 7, 2023 | Subgroups | | Federal Ethnicity | | |
| | 31% ELL | 6% ESE | 43% Hispanic | 57% Non-Hispanic | |
| Federal Race Category | | | | | |
| 83% White | 6% Black | 0% Native | 7% Asian | 0% Pacific | 3% Multicultural |

To deepen focus on strategic collection development, specific sections of the collection were analyzed in detail to determine whether the media center collection reflects and represents various points of view and experiences. The goal is to provide a balanced collection that can be both a mirror, to reflect a reader's experience, and a window, so readers can experience different viewpoints.

Results

Based on the available school data of Panther Lake ES in comparison to Collection Analysis results, it was found that:

| Student Representation | % of Students | Total # of Titles | Total % of Titles | Avg. Age of Titles |
|------------------------|---------------|-------------------|-------------------|--------------------|
| Hispanic | 43% | 318 | 6% | 2020 |
| Black | 6% | 180 | 3% | 2019 |
| Asian | 7% | 95 | 4% | 2020 |
| | | | | |
| | | | | |
| | | | | |
| | | | | |

Strategic Focus

This page lists the priorities for selection and weeding for each school year and includes the action, updates, and outcomes. This is subject to change due to funding and time constraints.

| School Year | Strategic Focus |
|------------------|--|
| 2023-2024 | Selection Priorities <ul style="list-style-type: none">• 700s section for nonfiction• Graphic novels and high interest titles• Hispanic titles• Biographies• Student and teacher requests |
| | Weeding Priorities <ul style="list-style-type: none">• Broken items• Donated paperbacks that went into circulation |
| 2024-2025 | Selection Priorities <ul style="list-style-type: none">• Reading level 1 and 2 nonfiction• 500s section for nonfiction• Reading level 3 and 4 fiction |
| | Weeding Priorities <ul style="list-style-type: none">• Broken items• Donated paperbacks added to circulation |

Budget and Purchasing Plan

This page outlines the current budget available and specifically lists the priorities for this school year (2023-2024).

Annual Budget 2023-2024

| State Funds | |
|---------------------|---------------|
| <i>Source</i> | <i>Amount</i> |
| State (1001111000) | \$5,696.00 |
| Internal Accounts | |
| <i>Source</i> | <i>Amount</i> |
| Book Fair Profits | 4012.27 |
| Scholastic Bucks | 2114.59 |
| Library Fines | 187.66 |
| Grants or Donations | 0 |
| | |
| TOTAL | 12,010.52 |

Purchasing Plan 2023-2024

| Approximate Purchasing Plan | |
|--|---------------|
| <i>Purpose</i> | <i>Amount</i> |
| Increase the number of books to meet the recommended number of books per student ratio | 4,000 |
| Increase the number of Hispanic titles to represent our Hispanic population | 3,000 |
| Increase the number of titles in high-demand areas, such as Arts/recreation, science, and graphic novels | 4,000 |
| Replacements for lost and broken items | 500 |
| TOTAL | 11,500 |

Year-to-Year Collection Change

The information below represents the year-to-year change within the library media center collection from the 2022-23 to 2023-24 school year. The 2022-23 data is based on a collection analysis from June 2022, while the 2023-24 is based on a collection analysis from July 2023.





Data Reflection

- While the average age of the collection has not changed, the number of items did increase by X%.
- Newly added titles did not have as many representative titles, decreasing in numbers by 3%.

2022-23 Purchased and Weeded Materials

Materials
Added to the
Collection 2,282

Materials
Weeded from
the Collection **17**

| Category | 2022-23 | 2023-24 |
|--|---------|---------|
|  Items in the Collection | 2941 | 5,223 |
|  Items per Student | 5 | 8 |
|  Average Age of Collection | 2018 | 2018 |
|  Representative Titles in the Collection | 42% | 39% |